

## Satchel One



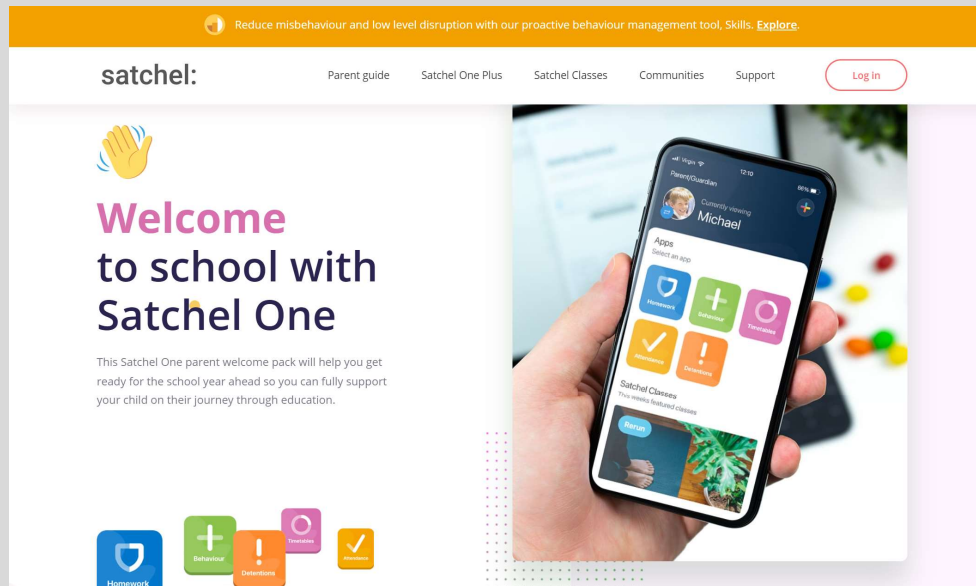
### **Satchel: One**

Satchel One is the app we use for homework and occasional notices for students. These notices could be by way of reminders or sometimes links to surveys. Each year we ask all students to complete a wellbeing survey as well as other questions for us to gain feedback about their school experience.

You should have all received your log in details for Satchel One. They were given to the students to bring home in the first or second week of term.

If you don't have them, please check your son's bag in the first instance and if not, please get in touch email [ks3admin@shsb.org.uk](mailto:ks3admin@shsb.org.uk) and we will arrange for the information to be sent to you.

## team satchel parents (web search)

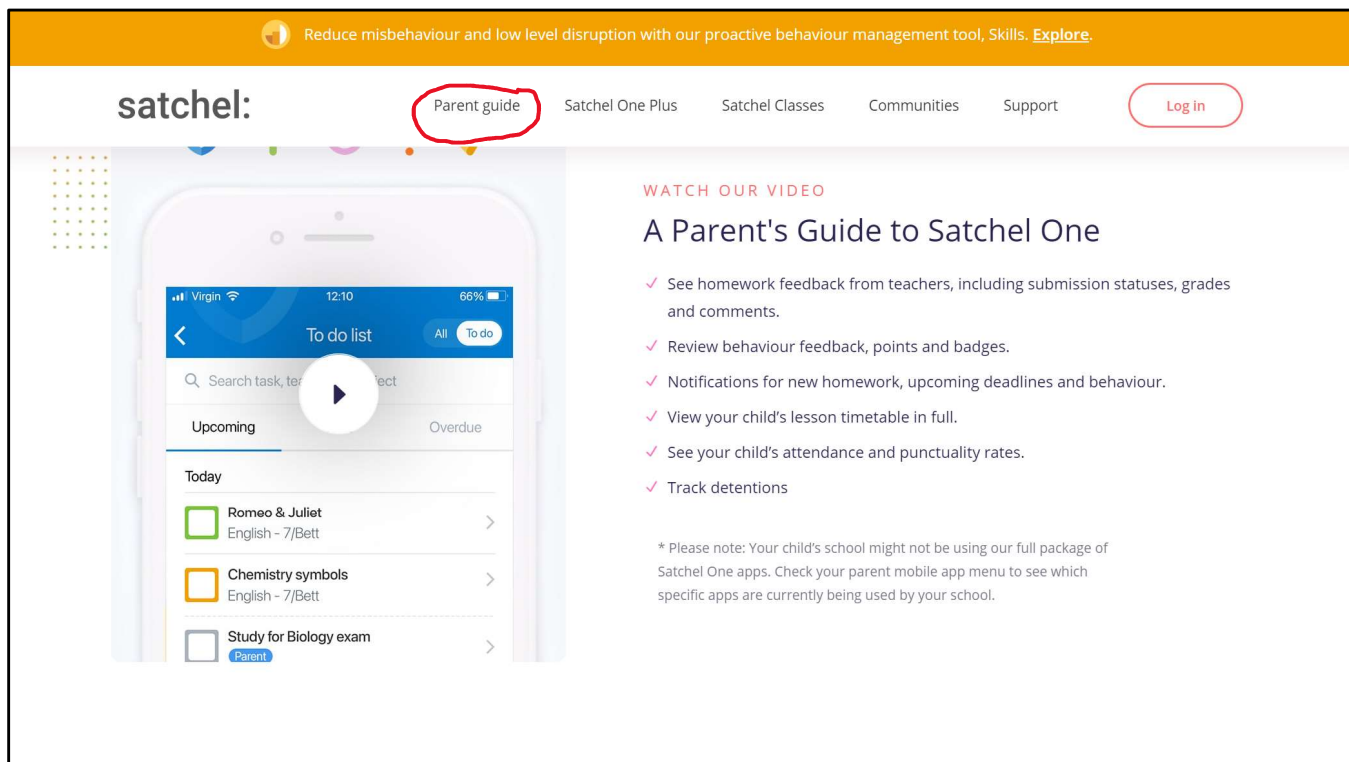


There is a very helpful parent video on the use of Satchel.

You can access this through a Google search which is much easier than trying to navigate the site.

There are three words to search, as on the screen and you are looking for the Parent Pack.

They recommend that you download the app so that you can get updates on any homework which has been set, and any messages.



When you begin your search, please click on the first tab, parent guide, where you will see the embedded clip.

The first couple of minutes are the most useful. After that they start talking about features that we do not use here, such as behaviour and attendance. However, there are some useful hints so it is worth watching the whole clip. It is approximately 7 minutes long.

Go4Schools

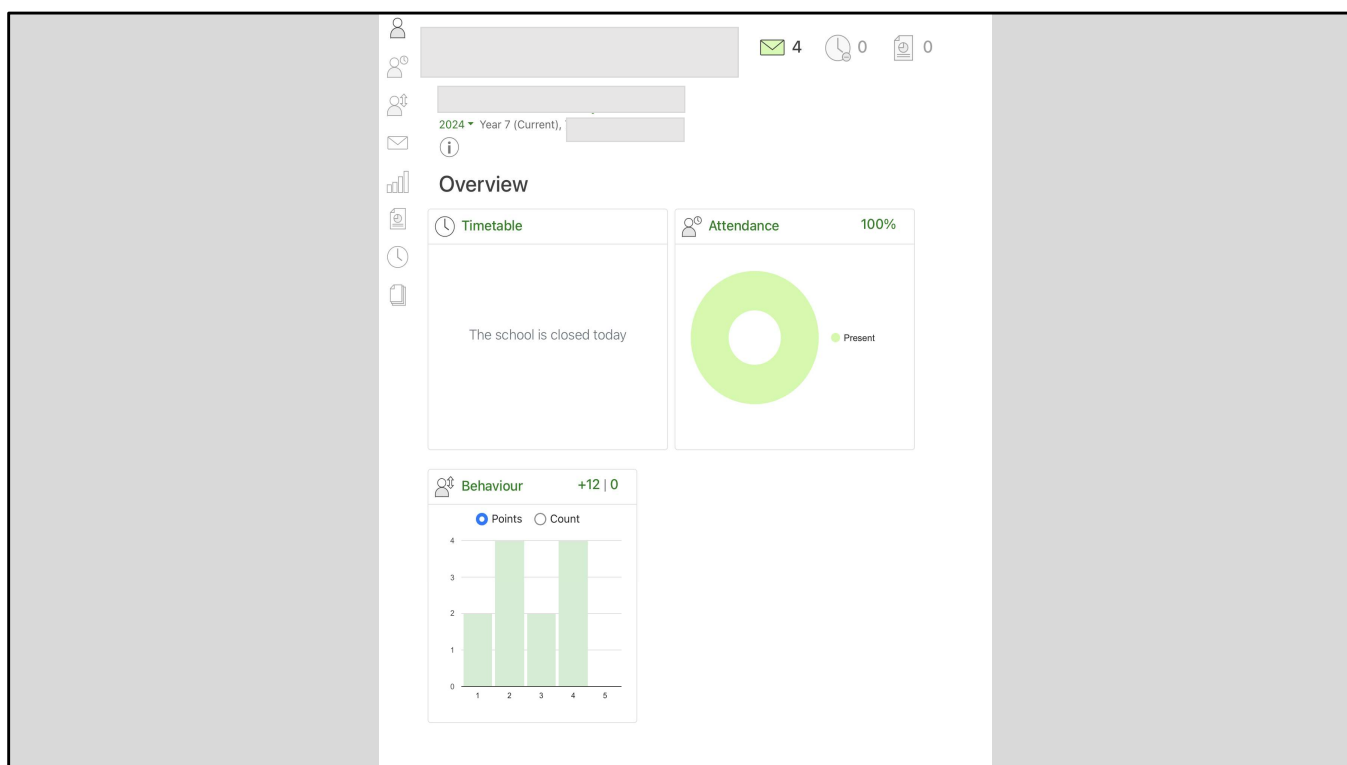


### **GO4Schools**

Most of the information you will need to access is held on GO4Schools.

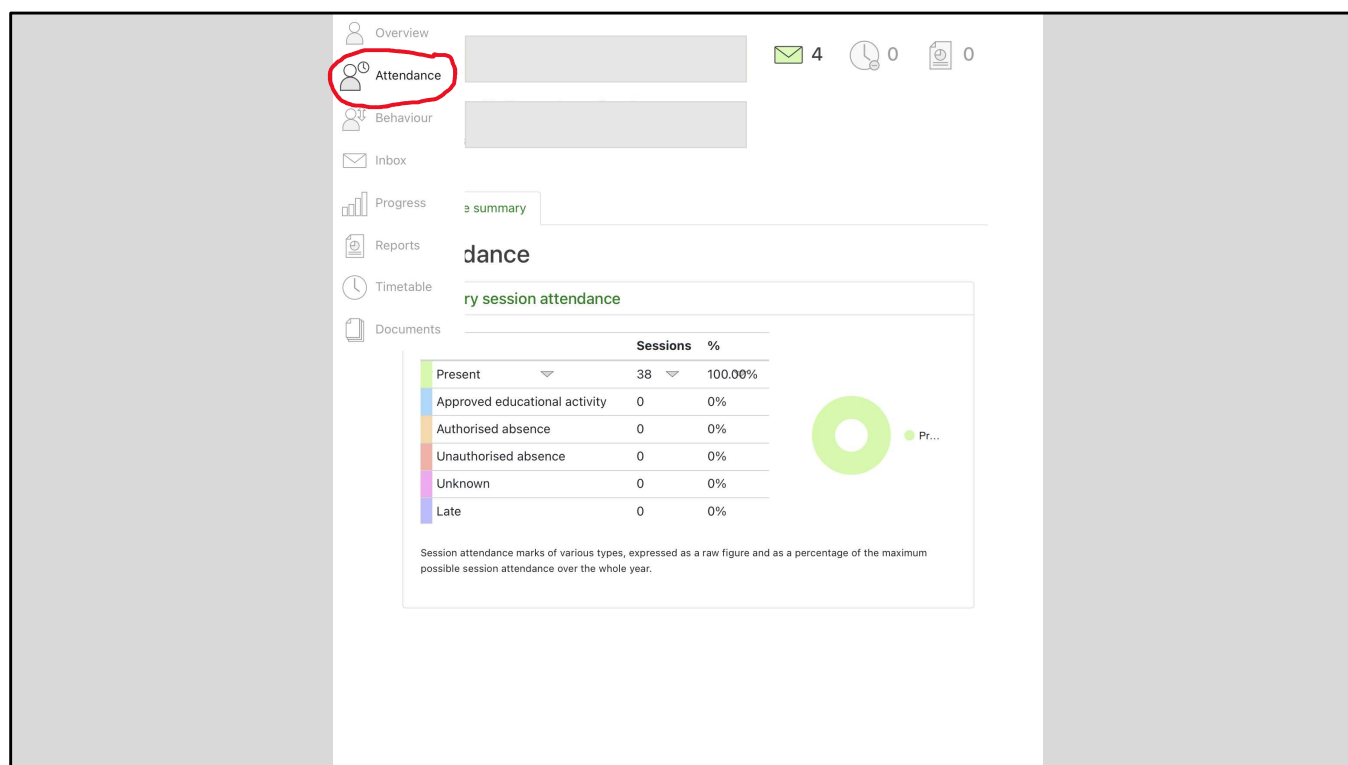
You should have already received the log information through Wisepay. Please contact the school if this is not the case.

We use GO4Schools to log attendance, rewards and sanctions and behaviour. It is here you can also find out about your child's academic progress.



When you log into Go4Schools, this is what you will see on the front page.

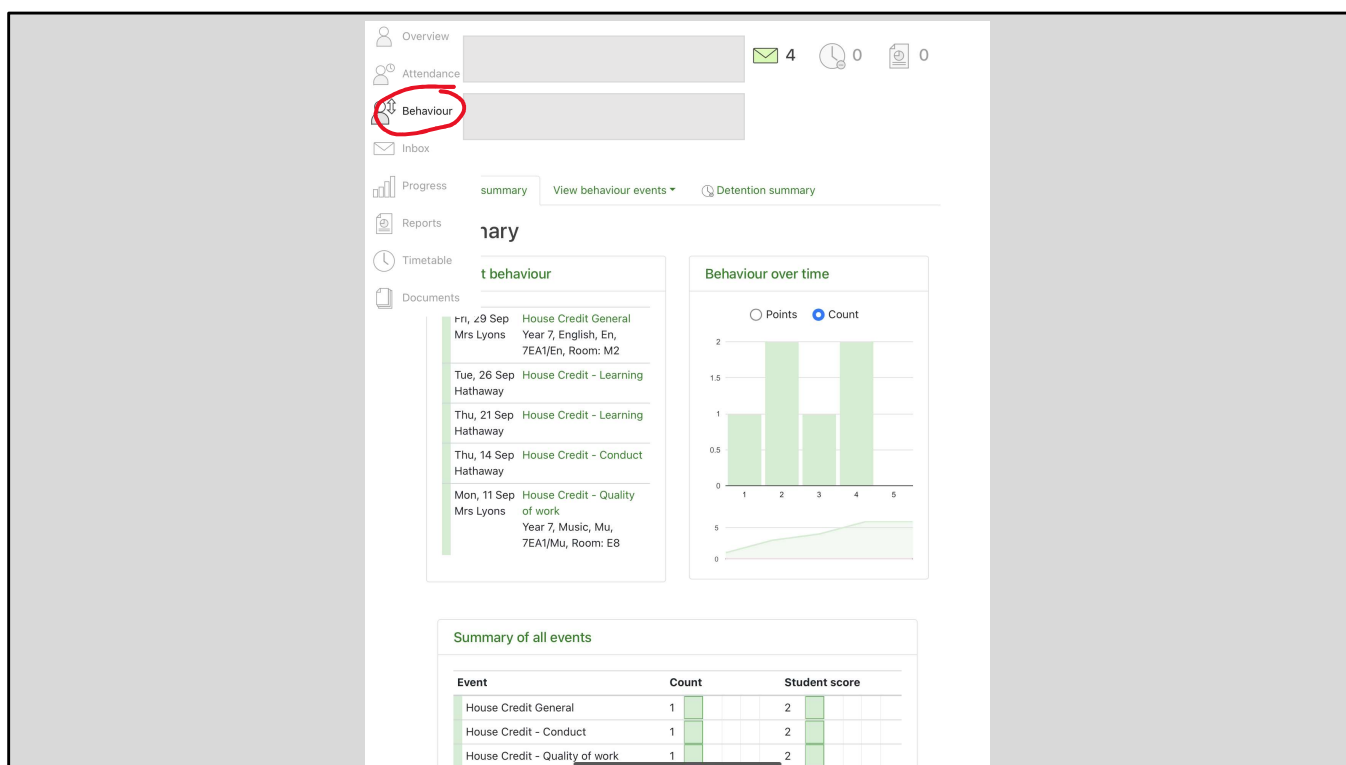
Here on the overview page it shows key messages – attendance to date, timetable for the day and behaviour points. The menu along the side of this page, will give you more information about each of these.



## Attendance

As you were reminded in the summer, regular attendance at school is vital. This tab helps you to keep a check on your child's attendance. You can also keep a check on lateness. We know punctuality is an important behaviour, and we want to encourage that in our students. Please keep an eye on this.

We know that sometimes there are unforeseen circumstances which mean a student may have time off school. Could any requests for known absences please be put in writing in advance to [attendance@shsb.org.uk](mailto:attendance@shsb.org.uk).



## Behaviour

It is here where you can see credits that have been awarded (in green), and sanctions or negative points (in purple).

It also shows from which member of staff and from which subject they have been issued. If your child gets a reward, please be interested and talk about it.

Similarly, if your child received a sanction, please talk about this too. We want them be proud of their achievements and learn from their mistakes.

Overview

Attendance

Behaviour

**Inbox**

Progress

Reports

Timetable

Documents






4

0

0

Inbox

1 of 1

Subject	Date	Preview
GO 4 Schools Behaviour update from Southend High School for Boys	29 Sep 2023 6:16 PM	In the la...
 GO 4 Schools Behaviour update from Southend High School for Boys	26 Sep 2023 6:07 PM	In the la...
 GO 4 Schools Behaviour update from Southend High School for Boys	21 Sep 2023 6:10 PM	In the la...
 GO 4 Schools Behaviour update from Southend High School for Boys	14 Sep 2023 6:11 PM	In the la...
 GO 4 Schools Behaviour update from Southend High School for Boys	11 Sep 2023 6:06 PM	In the last...
 GO 4 Schools Behaviour update from Southend High School for Boys	7 Sep 2023 6:05 PM	In the last...

You will receive any updates or notifications of new awards or sanctions here in the inbox.



Overview

Attendance

Behaviour

Inbox

Progress

Reports

Timetable

Documents

Summary

View subject in detail

SSS

ary

name

Art	Citi...	Co...	De...	En...	Fo...	Fre...	Ge...	His...	Ma...	Mu...	Ph...	Rel...	Sci...	Sp...
-	-	-	-	-	-	-	-	-	-	-	-	-	-	-

Grades

☐ Compact view (main grades only)
 ☐ Broad view (all grades)
 ☒ Detailed (all grades plus marksheet grades)

Subject	Sheet summary
Art, Mr D Smith	
Citizenship, Mr P Worth	
Computer Science, Mr S Busch	
Design & Technology, Miss L Clifton	
English, Mrs C Lyons, Mrs R Worth	
Food Tech, Mrs E Tyler	
French, Mr P Gayner	
Geography, Miss M Hemmings	
History, Mr A Sanders	
Maths, Miss A Sparrow	Progress Grade 1 (October) - Progress Grade 2 (December) - Progress Grade 3 (February) -

The Progress area is where you can see the attainment grades for your child.

The final two areas are: Reports – where you will find your child’s annual report later in the year, and Timetable – which gives you an easy, accessible full timetable.

# Assessment and Reporting

- **Written annual report**
- **Assessment data is 'live'**
- **You will see the range of assessments that had contributed to the overall grade**

## Assessment and Reporting

1. It is a statutory requirement for parents to receive an annual written report. Within the annual report you will find short comments from teachers providing targets for the future, together with a comment from the Form Tutor, Head of Year and Headteacher,
2. Our assessment process is 'live', which means that tests are at different times for different subjects across the year. With the exception of the exam week at the end of the summer.
3. The timetable for assessments is dictated by the curriculum. Subject Leaders set the assessments at the time best suited to the learning happening in the classroom.
4. They will take a variety of formats and styles and we have been working hard on our curriculum planning.
5. You will see the data once the information is entered for all the students in the year.
6. You will also be able to see the information that the assessment is based on.

In regards to general assessment. research tells us that lengthy comments and red pen all over books has very little positive impact upon student outcomes. You will not see that here. Please do not think this means teachers are not assessing your children. They are doing this all the time as part of their everyday practice.

Each assessment in Years 7 to 9 contributes to an **overall judgement of progress** in each subject, which we summarize as being either **Developing, Assured, Thriving or Mastering**:



In Key Stage 3 all students will receive an overall current 'grade'. Grade is actually one of four words.

**Developing** – around 10% of the year group. This shows that students are moving forwards, but not yet where we might want them to be. The students in this area should know what their targets are for improvement.

**Assured** – The majority of students in the year group, about 60% will be in this category. This is where we expect most children to be.

**Thriving** – This is where we would see our more able students in a subject and students working above expectations, about 20% of the year group.

**Mastering** – Students who are making exceptional progress and engaged in learning, the top 10%. It would be rare to see this at this time of the year.

Please note that being in one category at the start of the year does not mean that is where they stay: children can move up or down depending on the type of skills or knowledge being assessed. Put simply, there will be things they are good at and areas for development.

The screenshot displays a user interface for a school management system. On the left, a sidebar contains navigation links: Overview, Attendance, Behaviour, Inbox, Progress, Reports, Timetable, and Documents. The main content area shows a student's profile with a 'Progress' section highlighted by a red circle around the 'View subject in detail' link. Below this, a table lists subjects and their corresponding teachers. The 'Grades' section shows a detailed view for 'Maths, Miss A Sparrow' with progress grades for October, December, and February.

Subject	Teacher	Progress Grade 1 (October)	Progress Grade 2 (December)	Progress Grade 3 (February)
Art, Mr D Smith				
Citizenship, Mr P Worth				
Computer Science, Mr S Busch				
Design & Technology, Miss L Clifton				
English, Mrs C Lyons, Mrs R Worth				
Food Tech, Mrs E Tyler				
French, Mr P Gayner				
Geography, Miss M Hemmings				
History, Mr A Sanders				
Maths, Miss A Sparrow				

The sheet summary will show you the current data for each subjects: you can also view the subject in detail.

This is a new system this year and all subjects are fully set up for this. However for subjects such as Maths and Music you will be able to click and see information about each assessment and the raw marks that have contributed to the overall grade.

Progress summary View subject in detail

Maths

### Progress Summary

Subject name

Art	Citi...	Co...	De...	En...	Fo...	Fre...	Ge...	His...	Ma...	Mu...	Ph...	Rel...	Sci...	Sp...
-	-	-	-	-	-	-	-	-	-	-	-	-	-	-

### Grades

☐ Compact view (main grades only)
 ☐ Broad view (all grades)
 ☒ Detailed (all grades plus marksheet grades)

Subject	Sheet summary
Art, Mr D Smith	
Citizenship, Mr P Worth	
Computer Science, Mr S Busch	
Design & Technology, Miss L Clifton	
English, Mrs C Lyons, Mrs R Worth	
Food Tech, Mrs E Tyler	
French, Mr P Gayner	
Geography, Miss M Hemmings	
History, Mr A Sanders	
Maths, Miss A Sparrow	Progress Grade 1 (October) - Progress Grade 2 (December) - Progress Grade 3 (February) -

To view subject in detail, for an example here being Maths.  
 You can see at the bottom of the page that there is a list of progress grades and dates they are being collected.

4

0

0

Progress summary

View subject in detail ▾

## Maths

7EA1/Ma, Miss A Sparrow

### Grades

Name	Grade
<div> <div>Marksheet summary</div> <div>View marksheet in detail ▾</div> </div>	


### Marksheets

Marksheet	Mark	Grade
Progress Grade 1 (October)	-	-
Progress Grade 2 (December)	-	-
Progress Grade 3 (February)	-	-
Progress Grade 4 (April)	-	-
Progress Grade 5 - End of Year (May)	-	-

When you click on each of the progress grades links, you will see the raw grade for each assessment and one of the four words as the grading scheme.

Please do not expect any data until after half term.

## Exemplar of an annual report

Trial Report using new KS3 Grading Scheme.		
Subject	End of Year Aspirational Target	Current Grade
Subject One	Assured	Thriving
	Comment and curricular targets n/a	
Subject Three	Assured	Developing
	Comment and curricular targets n/a	
Subject Two	Assured	Assured
	Comment and curricular targets n/a	
Report Key		
End of Year Aspirational Target	A challenging grade, set by the school, just within reach for those who work at their very best throughout the year.	
Current Grade	The level of performance at which the pupil is currently working.	
Target Indicators		
<div><div></div> Developing (1) <div></div> Assured (1) <div></div> Thriving (1) <div></div> Mastering</div>		
Session Attendance Information		Behaviour Information
Percentage attendance:	97.16%	Positive points: 70
<div></div> Attendance:	274	Negative points: 0
<div></div> Authorised absences:	8	
<div></div> Unauthorised absences:	0	
Possible sessions:	282	
		

This is a draft example of what we think the annual report will look like. It is still being developed and perfected in time for Year 7!